

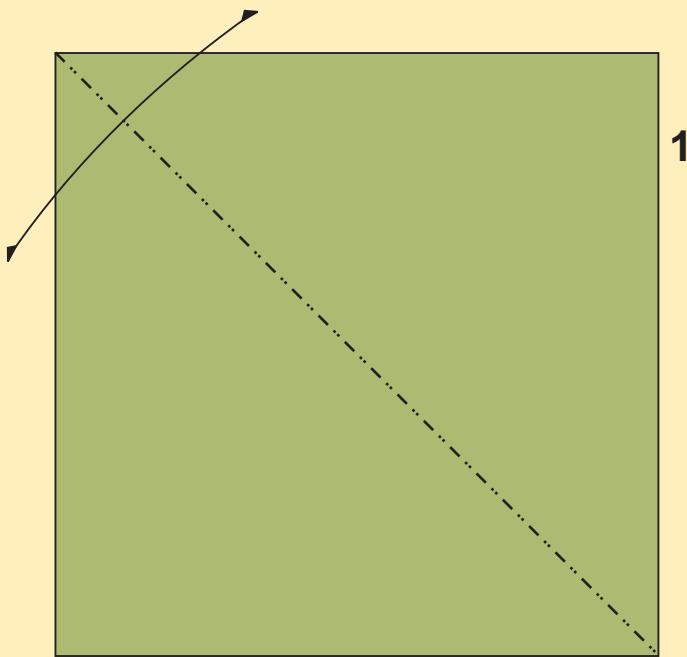
# Serpente rajada

Criação e Diagramação:  
Rita Foelker


## Streaked snake

Use um quadrado de papel.

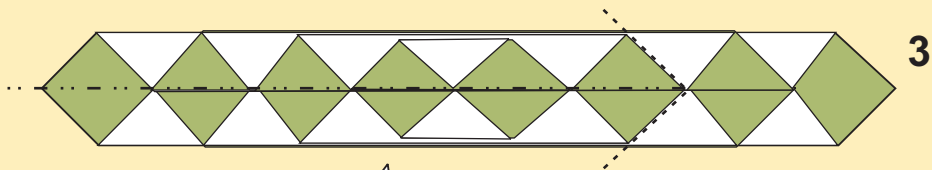
Use a square of paper.



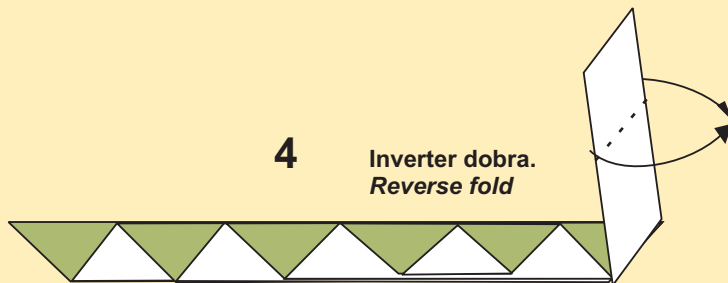
1



2



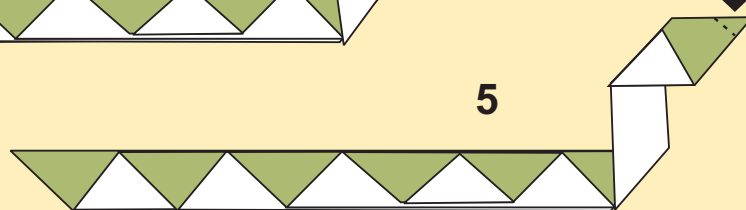
3



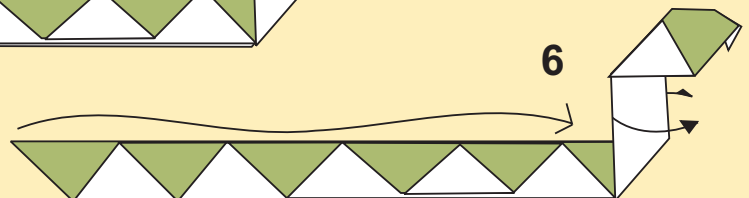
4

Inverter dobra.  
Reverse fold

Você pode usar o ferro de passar roupas para marcar as dobras, antes de continuar. Criança, peça a ajuda de um adulto. You may iron the model to fix the folds, before continue. Child, ask for help to an adult.



5



6

Curve o corpo para imitar movimento. Abra o "pescoço". Curl the body to imitate movement. Open the "neck".

