


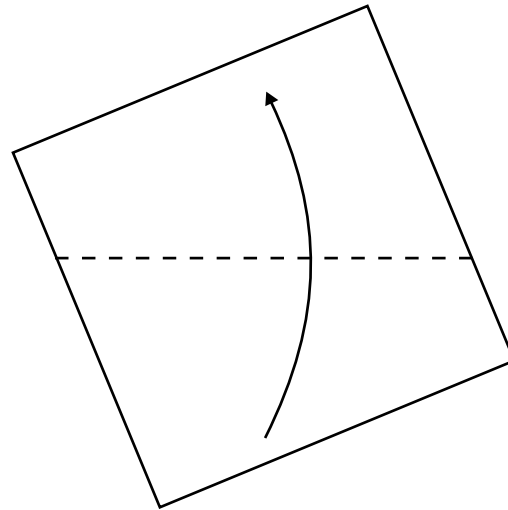
Start with a square, white side up.

1.

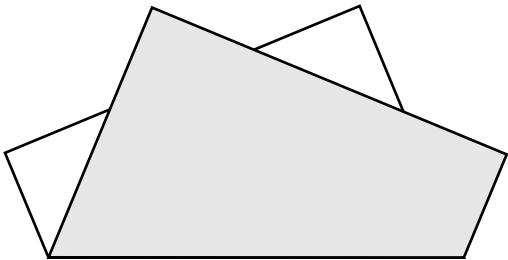


Rotate 22.5 degrees

2.



3.



Completed one fold stegosaurus.  
Note alternating plates along the back.

This model was the result of a conversation that I had with Jonathan Baxter at the First Southeastern Origami Festival that was held in Charlotte, North Carolina, on September 20-27, 1994. Jonathan had scheduled me to teach a class of small children on Saturday (the 24th) morning, so I asked him, on Friday night, what sorts of models he wanted me to teach.

"I don't care," he said, "as long as it's simple. You can teach the two fold stegosaurus if you want."

"Well," I said, "I can do better than that. I can do a one fold stegosaurus."

And I immediately folded him one, the model that is diagrammed here. Not bad for a spur-of-the-moment inspiration, if I say so myself! Thus ends my first foray into the realm of minimalist origami.

Thanks to Cynthia Pettit for forcing me to get this diagrammed.