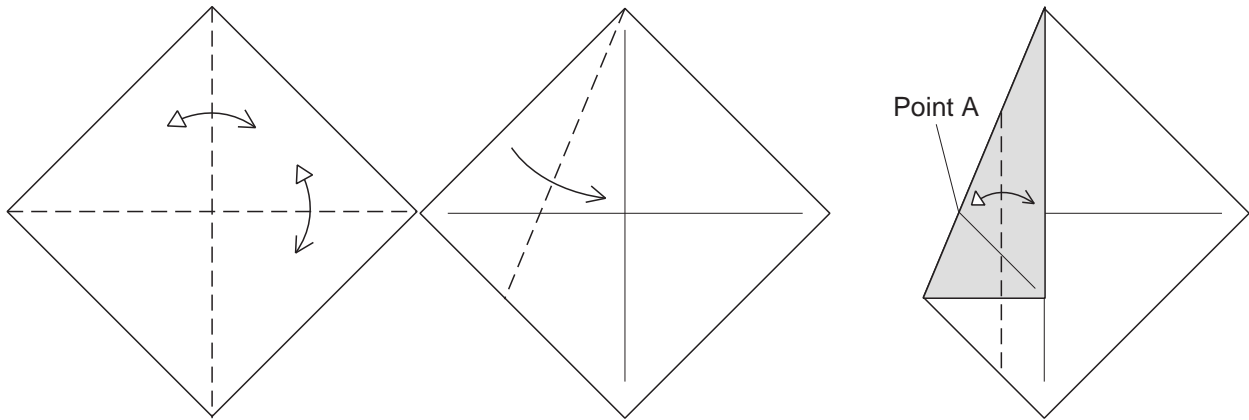


Letter "K" Puzzle by Marc Kirschenbaum (NY)

©1998

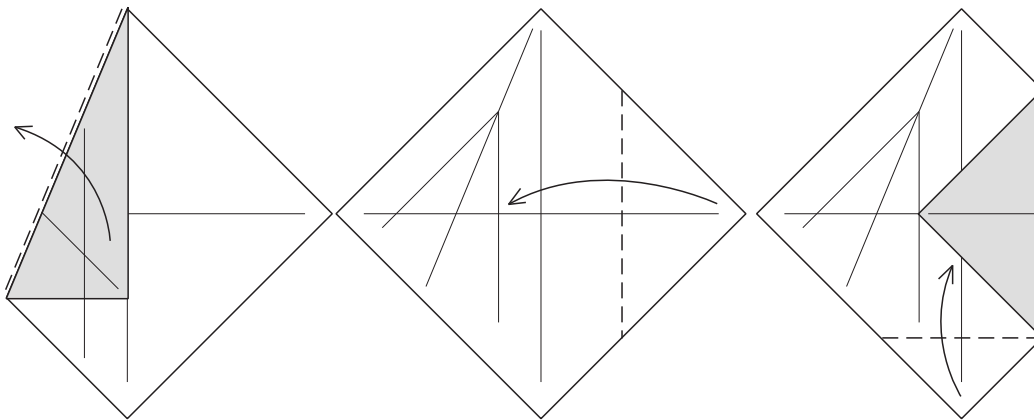
Simple
Five 6" squares make a model 7.5" high



1. Precrease the first square along the diagonals.

2. Valley the edge to the center.

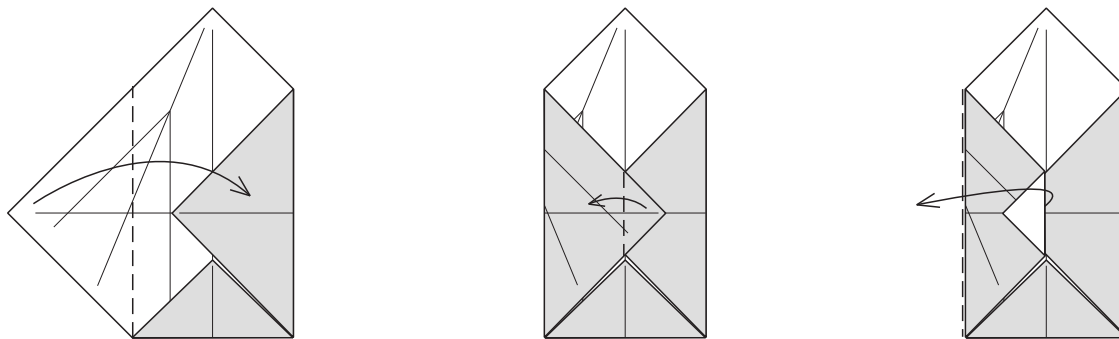
3. Precrease by bringing point A to the center.



4. Unfold.

5. Valley the corner to the second crease.

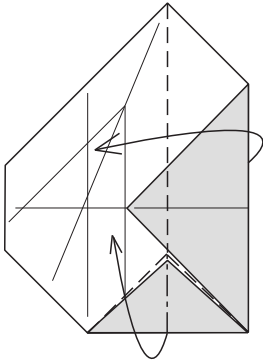
6. Valley the bottom corner up so the raw edges meet.



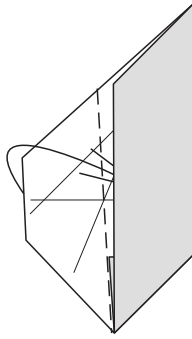
7. Valley the left corner in so the raw edges meet.

8. Valley the corner so the resulting edge lies along the center.


9. Swing the left flap outwards.



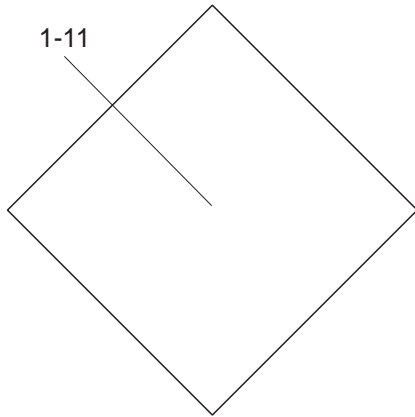
10. Valley over while reverse folding the bottom.



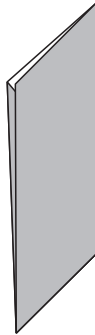
11. Tuck the side into the pocket.



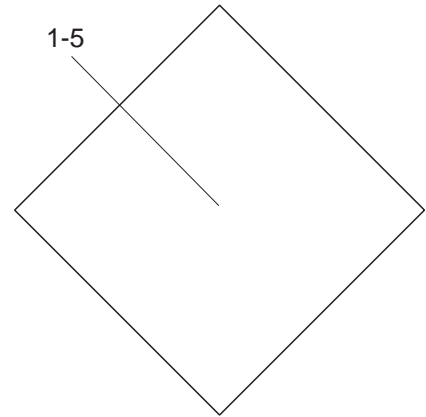
12. Completed first piece.



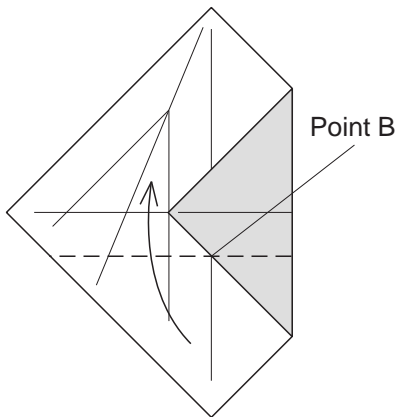
13. Repeat steps 1-11 on the second square.



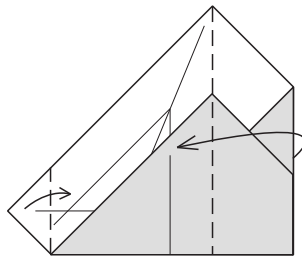
14. Completed second piece.



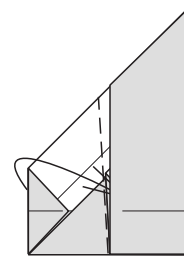
15. Repeat steps 1-5 on the third square.



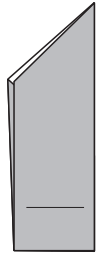
16. Valley the bottom up, passing through point B.



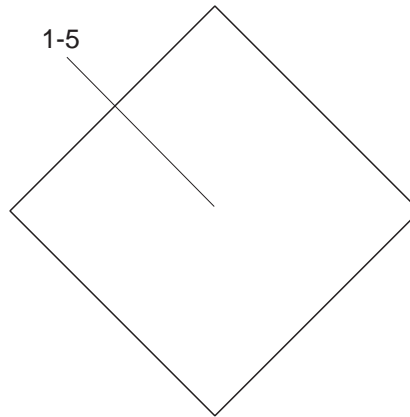
17. Valley in the corner at the left and valley over the right side.



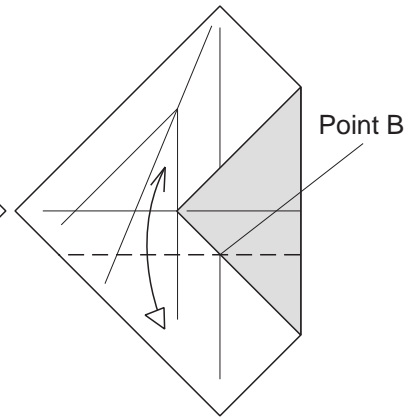
18. Tuck the side into the pocket.



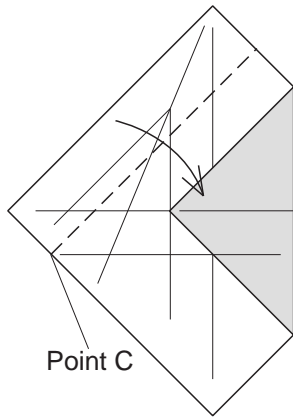
19. Completed third piece.



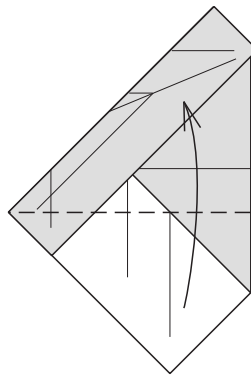
20. Repeat steps 1-5 on the fourth square.



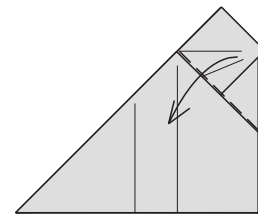
21. Precrease through point B.



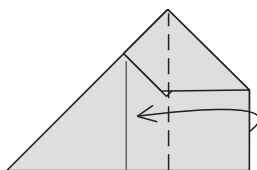
22. Valley, starting from point C.



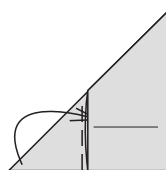
23. Valley along the existing crease.



24. Valley over.



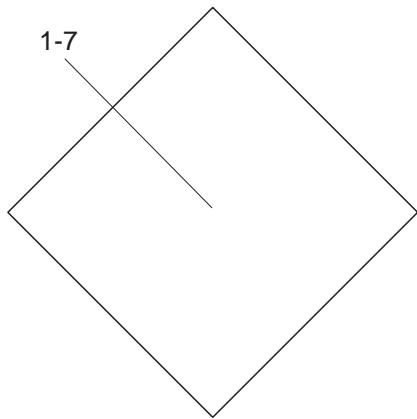
25. Valley the side over along the existing crease.



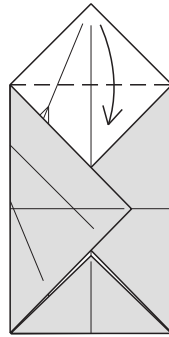
26. Tuck the corner into the pocket.



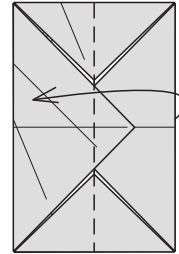
27. Completed fourth piece.



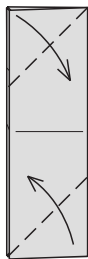
28. Repeat steps 1-7 on the fifth square.



29. Valley down the top corner.



30. Valley in half.



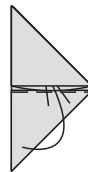
31. Valley the top and bottom corners over.



32. Valley the top triangular section down.




33. Valley the triangular section over.



34. Tuck the bottom flap into the pocket.



35. Completed fifth piece.



36. Align the five pieces to form this shape. This completes the Letter "K" Puzzle
©1998 Marc Kirschenbaum